

STEP 1

To begin the online registration process in the top search bar go to- pested.unl.edu

On the right hand side of the page under “HOT TOPICS!” click on-

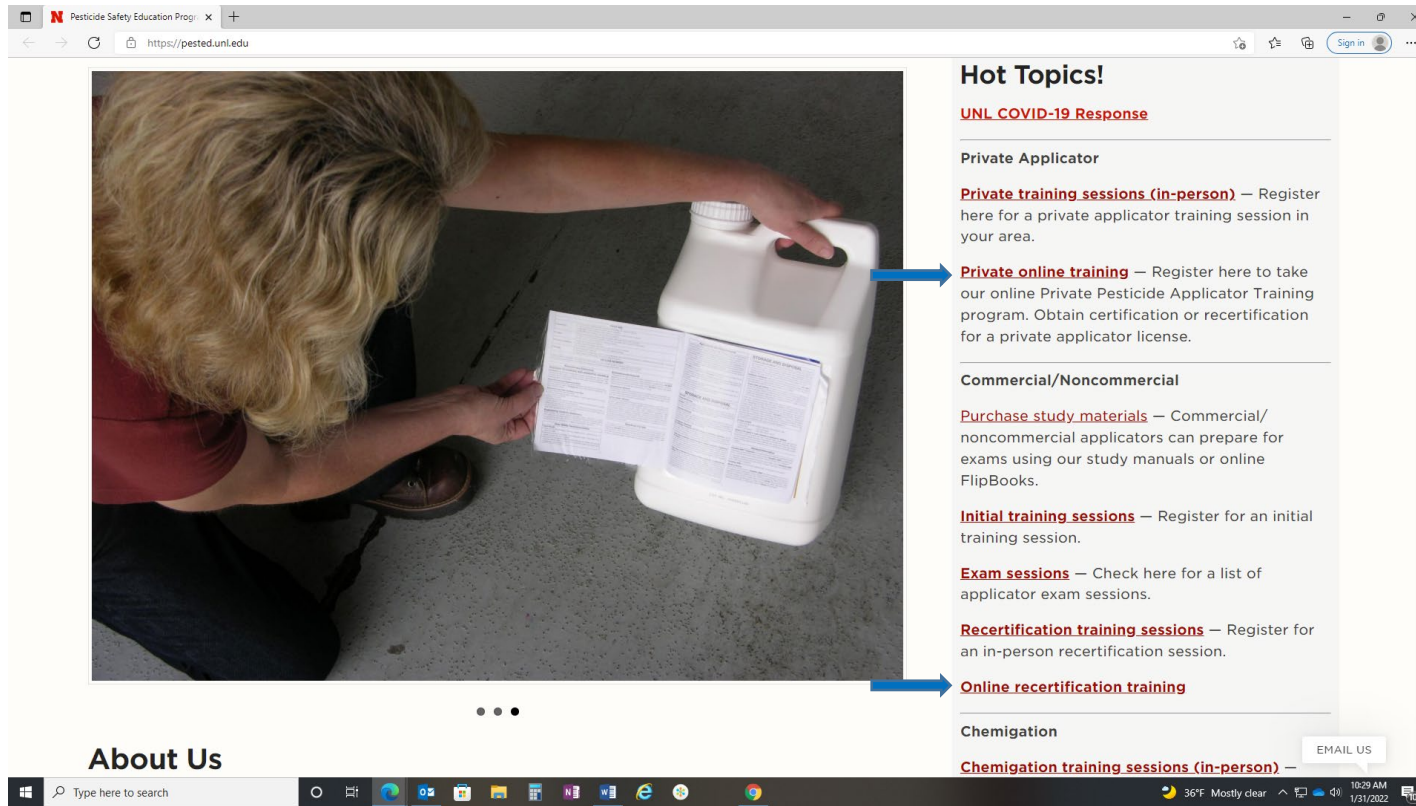
“Private online Training” for private applicators

OR

“Online Recertification Training” for commercial/noncommercial recertification training

OR

“Online Chemigation training” for Chemigation.



The screenshot shows a web browser window with the URL <https://pested.unl.edu>. The main content area features a photograph of a person with blonde hair kneeling and reading a label on a white pesticide container. To the right of the photo is a sidebar titled "Hot Topics!" with several links: [UNL COVID-19 Response](#), [Private Applicator](#), [Private training sessions \(in-person\)](#), [Private online training](#), [Commercial/Noncommercial](#), [Purchase study materials](#), [Initial training sessions](#), [Exam sessions](#), [Recertification training sessions](#), [Online recertification training](#), [Chemigation](#), and [Chemigation training sessions \(in-person\)](#). A blue arrow points from the "Private online training" link to the photo of the person reading the label. Another blue arrow points from the "Online recertification training" link to the photo. Below the photo is an "About Us" section. The Windows taskbar at the bottom shows the date and time as 10:29 AM on 1/31/2022.

About Us

The Pesticide Safety Education Program (PSEP) at the University of Nebraska-Lincoln, in concert with Extension Specialists, Extension Educators, and Extension Assistants, provides educational and training programs that address health, the environment, economic well-being, and pesticide safety.

Careers

Are you interested in a career in Agronomy/Horticulture or another area within the College of Agricultural Sciences and Natural Resources? [Find out more.](#)

Chemigation

[Chemigation training sessions \(in-person\)](#) – Register here for a chemigation training session in your area.

[Online chemigation training](#) – This online training program can be used for **initial (first-time) certification and recertification** of chemigators.

STEP 2

Click on the blue Pay button

\$50 Enroll – for Private applicator training (this fee is for the required training and does not include the NDA Licensing fee).

\$80 Enroll – for Commercial/Noncommercial applicator recertification training (this fee is for the required training and does not include the NDA licensing fee).

Enroll – for Chemigation training (which is no cost)

The screenshot shows a web browser window with two tabs: 'Pesticide Safety Education Program' and 'Private Pesticide Safety Training'. The address bar shows the URL: <https://connect.nebraska.edu/browse/unl/courses/private-pesticide-safety-recertification-training>. The website header is red with the text 'UNIVERSITY OF NEBRASKA-LINCOLN'. Below the header is the 'NU CONNECT' logo and navigation links for 'Login', 'FAQ', and 'REQUEST INFO'. The main content area features a large image of classical columns and a blue arrow pointing to the '\$50 Enroll' button. The course title is 'Private Pesticide Safety Training' with the dates 'Jan 1 - Apr 15, 2022'. Below the image is the text: 'This is a mandatory course for Private Pesticide Applicators in the state of Nebraska. The training is federally regulated and is created by University of Nebraska to meet the requirements of the EPA and the Nebraska Department of Agriculture. This course is only for those who already have or are interested in receiving a Private Applicator license. For issues regarding access to this course please email pested@unl.edu'. At the bottom of the page, there is a banner that says 'Sign up for this course today!'.

STEP 3

Create an account by either filling out the create an account form or if you have an existing account click the blue “Already have an account? Sign in here” button.

UNIVERSITY OF
Nebraska | UNK. N U O

Create an Account

Already have an account? Sign in here


Full Name
Enter Full Name

Email
Enter Email

Confirm Email
Enter Email

ZIP Code
Enter Answer

I agree to the [Acceptable Use Policy](#) and acknowledge the [Privacy Policy](#).

I'm not a robot 
reCAPTCHA
Privacy - Terms

Register New Account

STEP 4

This will bring you to a screen for which ever online training program you registered for (Private, Commercial/Noncommercial recertification, or Chemigation)
There is not a promotional code to enter.
Click the Blue Enroll Button

The screenshot shows a web browser window with two tabs: "Pesticide Safety Education Program" and "University of Nebraska System". The address bar shows the URL "https://connect.nebraska.edu/checkout". The page header features the University of Nebraska System logo and navigation links for "Chemigation Tester", "FAQ", and a red "REQUEST INFO" button. The main content area is titled "Checkout" and displays a single course item: "Chemigation Course" with a price of "\$0". Below the course list, the "TOTAL" is shown as "\$0". A "Promotion Code" section includes an input field, an "Apply" button, and a "Cancel" button. A blue arrow points to a blue "Enroll" button. The footer contains links for "Course Catalog", "Terms of Use", and "Privacy Policy", along with a copyright notice for 2022. The Windows taskbar at the bottom shows the search bar, various application icons, and system tray information including "39°F Partly cloudy" and the date "1/31/2022".

STEP 5

Click on the blue button that says "Go to Courses"

The screenshot shows a web browser window with the URL <https://connect.nebraska.edu/checkout/enroll/835767>. The page features a red header with the text "UNIVERSITY OF NEBRASKA" and the "Nebraska System" logo. Navigation links include "Chemigation Tester", a shopping cart icon, "FAQ", and a red "REQUEST INFO" button. The main content area displays a confirmation message: "All Done! You have successfully enrolled in the following listing. You will receive a confirmation email shortly." Below this is a card for the "Chemigation" course, which includes a thumbnail image of classical columns, the course title, a "Course" icon, and a green "Enrolled" status indicator. At the bottom of the card, there are two buttons: a blue "Go to Courses" button and a white "Return to Catalog" button. A blue arrow points to the "Go to Courses" button. The footer contains links for "Course Catalog", "Terms of Use", and "Privacy Policy", along with a copyright notice: "© 2022 University of Nebraska System All Rights Reserved." The Windows taskbar at the bottom shows the search bar, task view, and various application icons, with the system tray displaying "39°F Partly cloudy" and the date "1/31/2022".

STEP 6

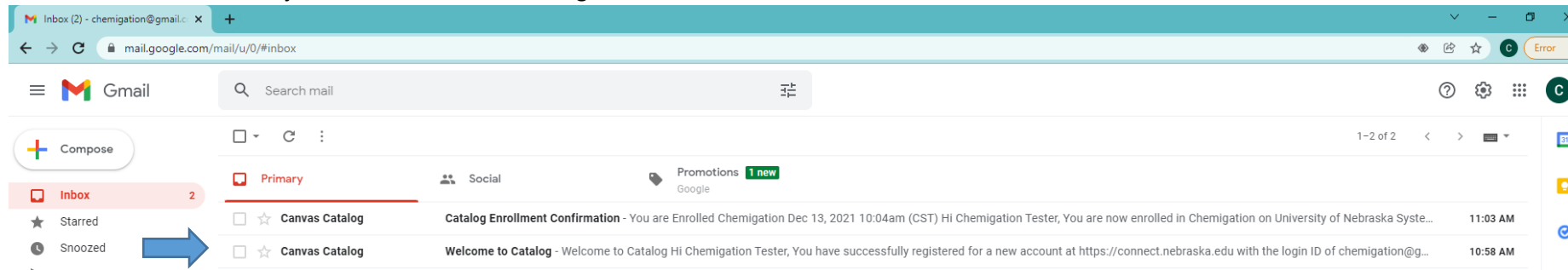
Once you click “Go to courses” you will see this screen that will tell you to go to your email to confirm your registration. This may take a few minutes to arrive in your email. If after a few minutes the emails have not arrived be sure to check your spam or junk mail folders for the emails.

The screenshot shows a web browser window displaying the University of Nebraska System dashboard. The browser's address bar shows the URL connect.nebraska.edu/dashboard/in-progress. The dashboard header includes the University of Nebraska System logo, a user profile for "Farmer Applicator", a shopping cart icon, and a "REQUEST INFO" button. Below the header, there are navigation tabs for "In Progress", "Completed", and "Not Completed", along with a "PDF Transcript" button. The main content area features a large blue circular icon with a white envelope symbol, indicating an email notification. Below the icon, the text reads: "Almost there! A confirmation email has been sent. Locate it and follow the instructions to complete the registration process. Please check your email account now." A link labeled "Send Again" is provided for users who cannot find their email. At the bottom of the page, there are links for "Course Catalog", "Terms of Use", and "Privacy Policy", and a copyright notice: "© 2022 University of Nebraska System All Rights Reserved." The Windows taskbar at the bottom shows the search bar, several application icons, and the system tray with a temperature of 42°F, a sunny weather icon, and the date and time: 8:45 AM on 10/20/2022.

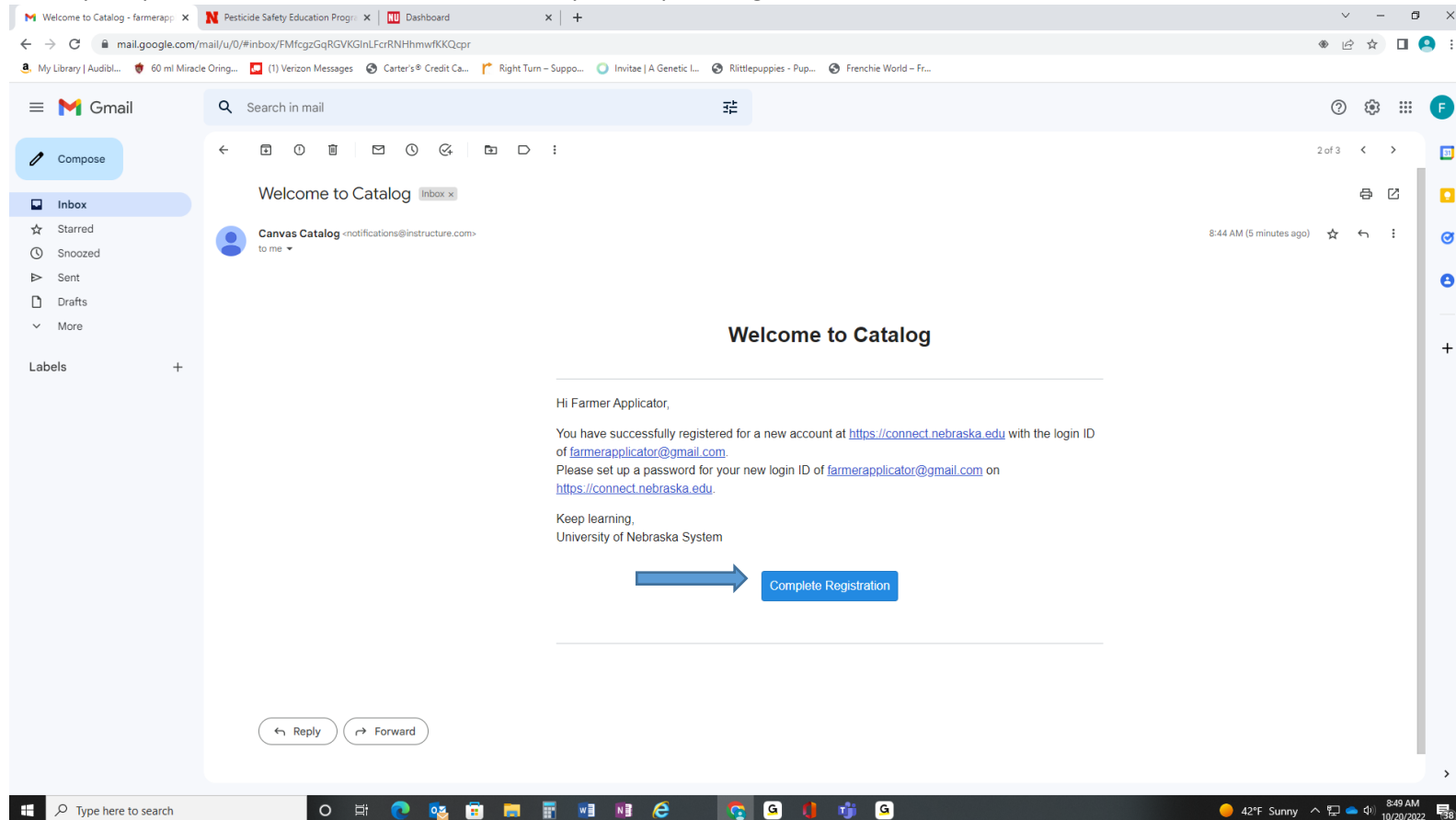
Step 7

You will receive 2 emails from “Canvas Catalog”.

The first email with the subject line “Welcome to Catalog”



When you open the email click the blue box that says “Complete Registration”



Step 8

You will be directed to this page in Canvas to set up your password.

After you have typed in the password of your choosing click the red register button.

The screenshot shows a web browser window with several tabs open. The active tab is titled "Register Email" and the address bar shows the URL "nebraska.instructure.com/register/jjhrKP1UMygOVI37rgKb39COz". The main content area displays the Canvas logo at the top, followed by the heading "Welcome Aboard!". Below this, a message states: "In order to set up your account, we'll need a little more information." The registration form includes three fields: "Login:" with the value "farmerapplicator@gmail.com", "Password:" (with a blue arrow pointing to the field), and "Time Zone:" with a dropdown menu set to "Central Time (US & Canada)". At the bottom of the form is a red "Register" button, also indicated by a blue arrow. The Windows taskbar is visible at the bottom of the screen, showing the search bar and various application icons. The system tray on the right indicates the time is 8:50 AM on 10/20/2022, with a temperature of 42°F and a sunny weather icon.

Step 9

Once you have clicked the Register Button the following screen will appear for which ever online training you are doing. (Private Online, Commercial/Noncommercial, or Chemigation training). This example is for Chemigation.

Click on the blue “begin course” button.

Once you click the “begin course” button you will be able begin your online training.


The screenshot shows a web browser window with the URL connect.nebraska.edu/dashboard/in-progress. The page header features the University of Nebraska System logo and navigation links for "Farmer Applicator", "FAQ", and "REQUEST INFO". Below the header, there are tabs for "In Progress", "Completed", and "Not Completed", along with a "PDF Transcript" button. The main content area is titled "Courses" and displays a course card for "Chemigation". The course card includes a thumbnail image of a field with irrigation pipes, the course title "Chemigation", and a sub-header "Started December 13, 2021, Self-paced". The description states: "This is a mandatory course for individuals wishing to use these irrigation systems to apply pesticides, fertilizers, or chemicals to their fields. This training is federally regulated by the Nebraska Department of Environment and Energy. All training materials are created by the University of Nebraska's Pesticide Safety Education Program to meet the requirements of the EPA. Once the course is completed the individual will receive a license from the NDEE. Inspections of equipment are required for equipment licenses and are completed through the local NRD." Below the description is the University of Nebraska System logo and a blue "Begin Course" button, which is highlighted by a blue arrow. The footer contains links for "Course Catalog", "Terms of Use", and "Privacy Policy", along with the copyright notice "© 2022 University of Nebraska System All Rights Reserved." The Windows taskbar at the bottom shows the search bar, various application icons, and the system tray with the date and time "8:59 AM 10/20/2022".

FAQ's

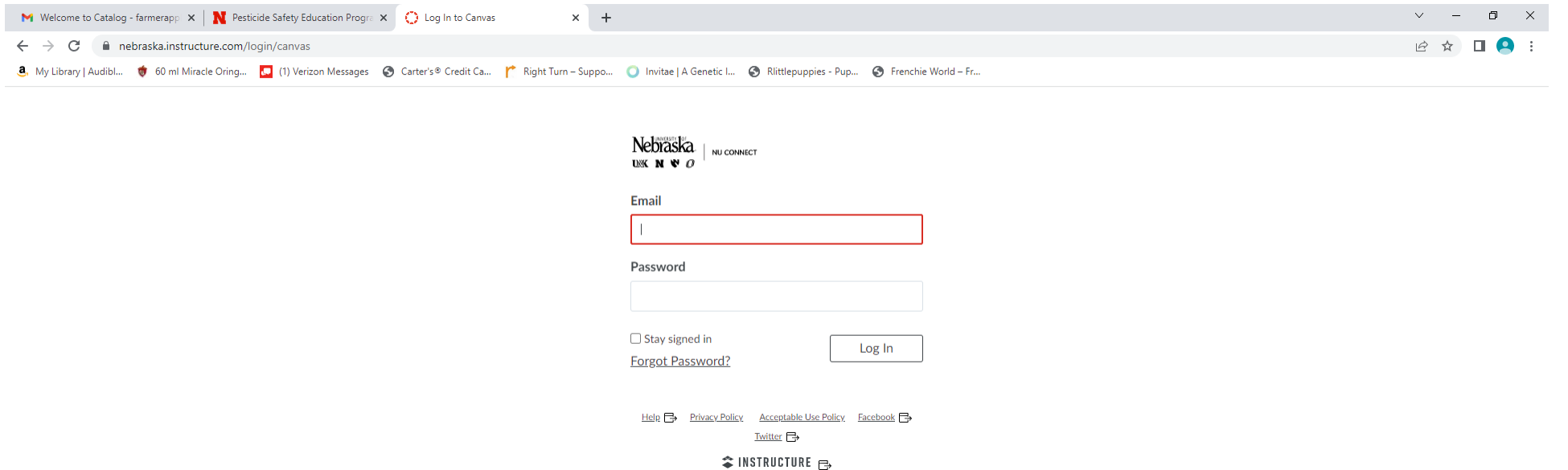
Logging back in to your online training.

If you need to leave during your training and would like to log back in later to complete the training you can access your training with these steps.

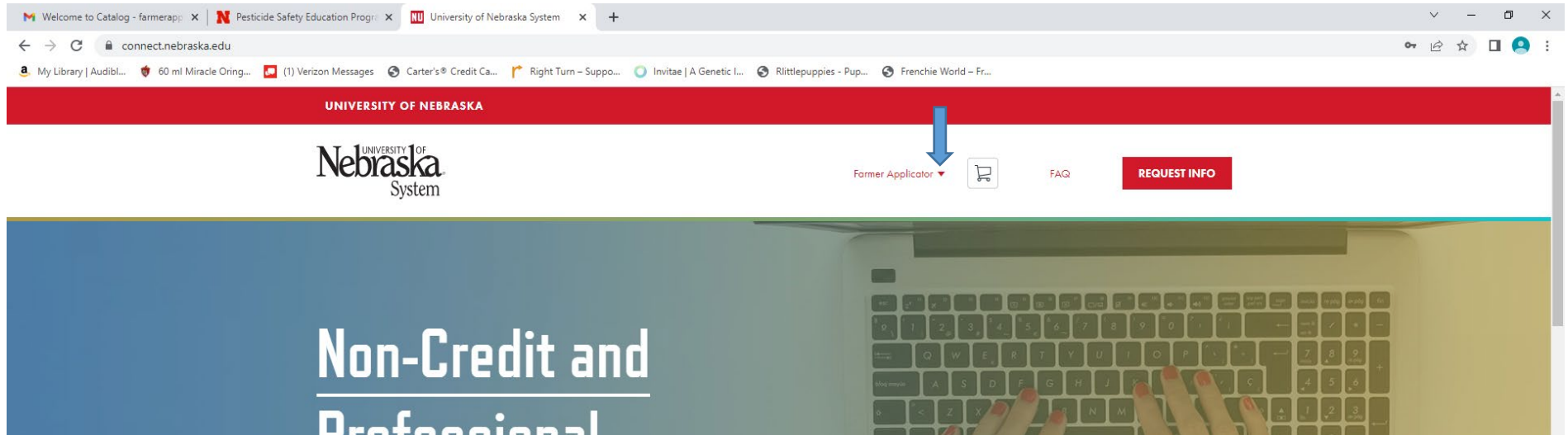
Go to connect.nebraska.edu and click the log in button



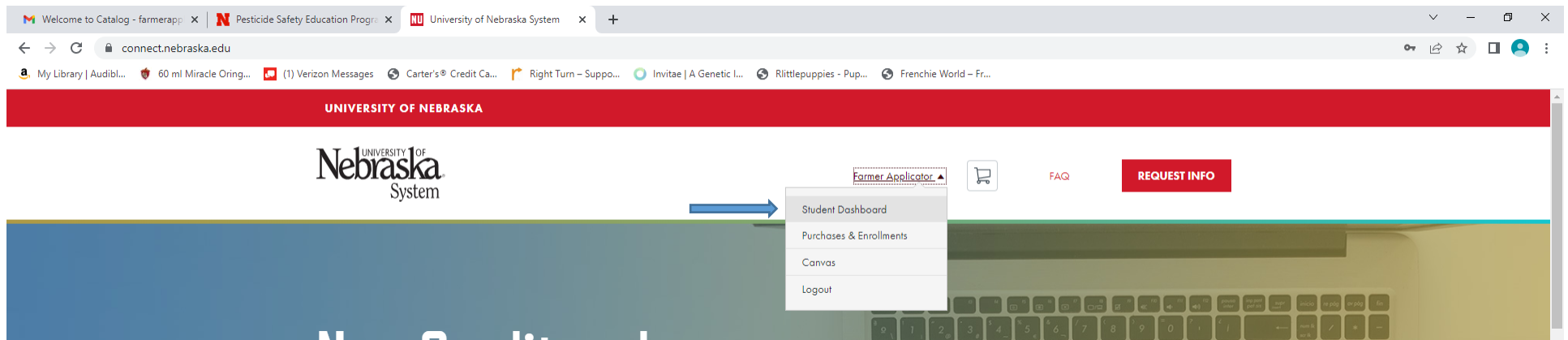
Enter the email address you registered with and the password that you set up for your training



Your name should appear at the top of the page with a red arrow next to it.



Click on the red arrow next to your name and the menu will pop down. Choose Student Dashboard and choose the training program you wish to return to. (Private online training, Commercial/Noncommercial Recertification, Chemigation)



Forgot password/Password Reset

If you have forgotten your password go to connect.nebraska.edu and click the Login button



Click on the forgot password option here and follow the steps to reset your password.

